

Government College Chamba



Student Satisfaction Survey 2016-17

QUESTIONNAIRE

Government Degree College Chamba has designed the online questionnaire to access the institution's overall performance including three criterion viz. infrastructure facilities, teaching – learning and evaluation process and co-curricular & extra – curricular activities through student satisfaction survey.

Guidelines for Students:-

College is conducting a student satisfaction survey regarding the above-mentioned three criterion, which will help to upgrade the quality of Higher Education. A student will have to respond all the questions. His/her identity will not be revealed.

Instructions to fill the questionnaire:-

1. All questions are compulsory.
2. Each question has five responses, choose the most appropriate one.
3. Each student's feedback will be rated on 5 point Scale (1- Excellent, 2 – Very good, 3 – good, 4- Average, 5- poor)

Personal Details:

1. Name of the Student
2. Gender
3. Class
4. Mobile Number

1. The required number of books of your subject available in your library

- a) Excellent
- b) Very Good
- c) Good
- d) Average
- e) Can't Say

2. Cataloguing and Arrangement of books in the library

- a) Excellent
- b) Very Good
- c) Good
- d) Average
- e) Poor

3. Behaviors (helpful/co-operative) of college staff in administrative matters

- a) Excellent
- b) Very good
- c) Good
- d) Average
- e) Poor

4. Your grievances are addressed properly when approached Administrative office

- a) Excellent
- b) Very Good
- c) Good
- d) Average
- e) Poor

5. Working of Placement cell in the College

- a) Excellent
- b) Very Good
- c) Good
- d) Average
- e) Can't Say

6. Availability of clean class rooms

- a) Excellent
- b) Very Good
- c) Good
- d) Average
- e) Poor

7. Quality of drinking water

- a) Excellent
- b) Very good
- c) Good
- d) Average
- e) Poor

8. The teachers are generally well - organized and prepared for the class

- a) Excellent
- b) Very Good

- c) Good
- d) Average
- e) Poor

9. Students feel free to interact with faculty

- a) Excellent
- b) Very Good
- c) Good
- d) Average
- e) Poor

10. Course is delivered as outlined in the syllabus

- a) Excellent
- b) very good
- c) Good
- d) Average
- e) Poor

11. Teachers illustrate the concepts through examples and applications

- a) Every time
- b) Usually
- c) Occasionally
- d) Rarely
- e) Never

12. What percentage of teachers use ICT tools such as LCD Projector, Multimedia etc.

- a) Above 90 %
- b) 70 - 89 %
- c) 50 - 69 %
- d) 30 - 49 %
- e) Below 29 %

13. Fairness of the Internal Evaluation Process by the teachers

- a) Always Fair
- b) Usually Fair
- c) Sometimes Unfair
- d) Usually Unfair

e) Unfair

14) Is your performance in assignments discussed with you?

a) Every time

b) Usually

c) Occasionally sometimes

d) Rarely

e) Never

15. Overall quality of Teaching - learning process in your college is very good

a) Strongly Agree

b) Agree

c) Neutral

d) Disagree

e) Strongly disagree

16) Cultural and Social events such as Sports Meet, Annual Fest and various Club activities (Eco club, Red Ribbn Club etc.) organized in the college

a) Excellent

b) Very good

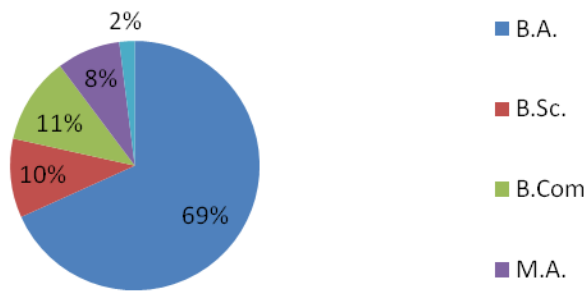
c) good

d) Average

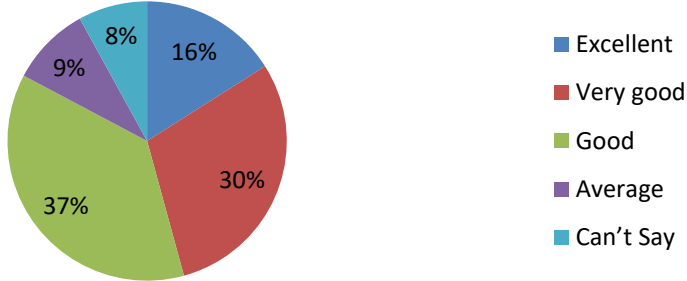
e) Poor

17) Give three suggestions to improve the overall teaching-learning experience and support mechanism in your college

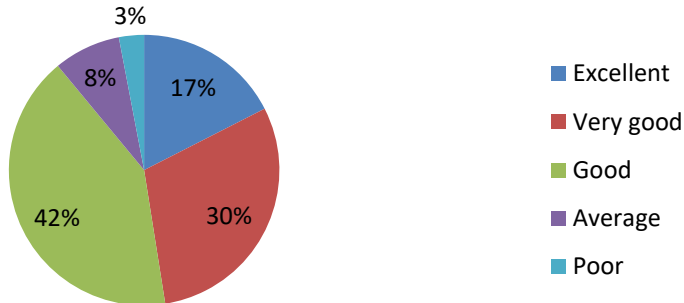
Stream wise distribution of respondents



Satisfaction of students regarding the availability of required books in the library



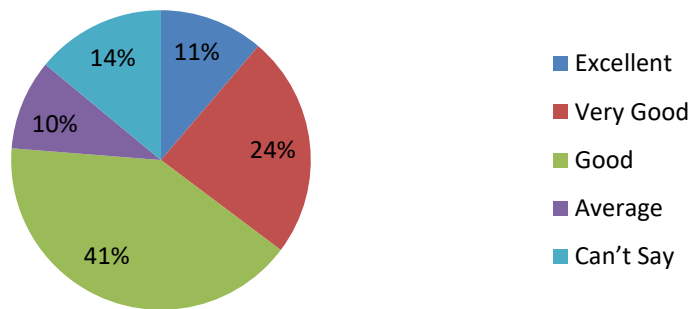
Satisfaction of students regarding Cataloguing and Arrangement of books in the library



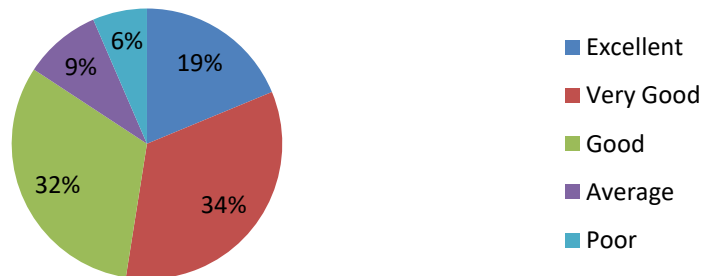
Satisfaction of Students from the grievance solving system of the college



Satisfaction of Students from the placement cell in the college



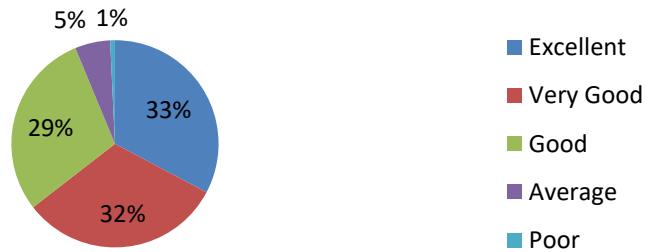
Satisfaction of Students from the cleanliness of the class rooms in the college



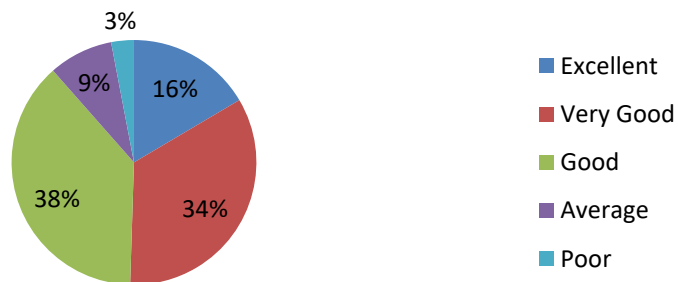
Satisfaction of Students about the quality of drinking water in the college



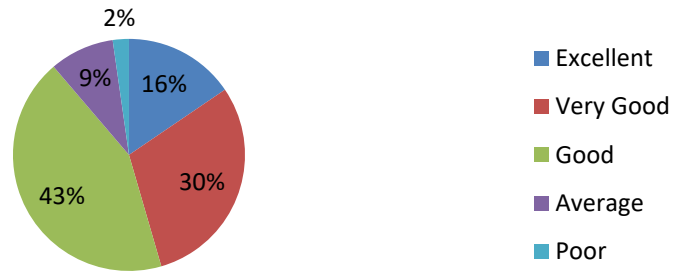
Satisfaction of Students about the preparedness and delivery of lectures by the teachers in the class



Satisfaction of Students regarding fear free interaction with faculty



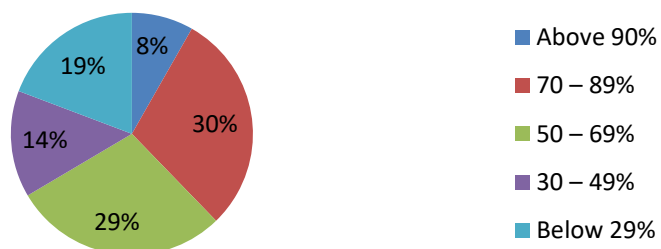
10. Satisfaction of Students regarding delivery of course as per outlined syllabus Percentage



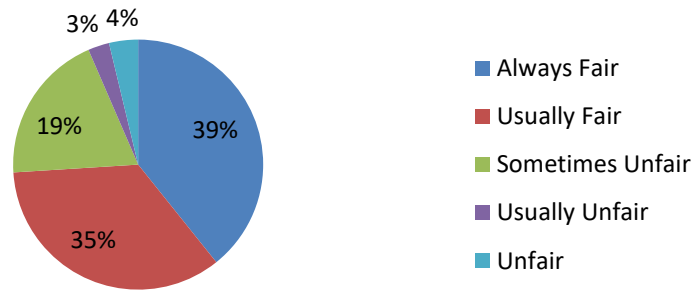
Satisfaction of Students regarding illustration of concepts through examples and applications by teachers in the class



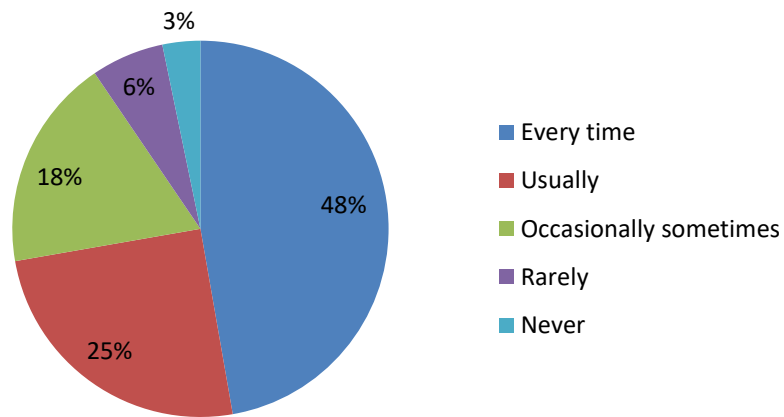
What percentage of teachers use ICT tools such as LCD Projector, Multimedia etc.



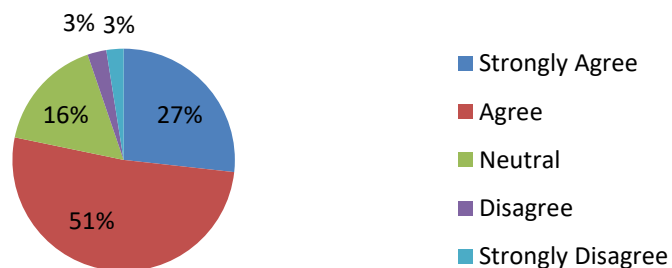
Fairness of the internal evaluation process by the teachers



Is your performance in assignments discussed with you?



Overall quality of Teaching – Learning process in your college is very good



Cultural and Social events such as Sports Meet, Annual Fest and various club activities (Eco Club, Red Ribbon Club etc.) organized in the college




Findings of the survey

- Students appreciated the teaching learning outcome through continuous and comprehensive evaluation process.
- Students express satisfaction for academic excellence, infrastructure, ICT facilities and Library.
- Students also express the high level of satisfaction for community engagement activities.
- Most of the students expressed average or above average satisfaction for all the questions.

Suggestions

- Institute needs to improve internet and ICT facilities.
- Skill developmental courses, seminars and conferences should organized.


Principal
PRINCIPAL
Government College Chamba
GOVT. COLLEGE CHAMBA
Distt. Chamba (H.P.) - 176314