



**B++ Accredited by NAAC**

**Govt. College Chamba, Himachal Pradesh**

Email: [principalgcchamba@gmail.com](mailto:principalgcchamba@gmail.com)

Website: [www.gcchamba.edu.in](http://www.gcchamba.edu.in)

Phone: +911899-222207

**Student Satisfaction Survey**

**Session: 2021-22**

# **TOOL FOR STUDENT SATISFACTION SURVEY SESSION 2021-22**

Name.....

Class.....

Gender.....

Roll Number.....

Following questions have been used to conduct online student satisfaction survey regarding various aspects of the teaching and learning. The survey conducted by using google form and shared with all the students of the institution.

Learning process carried out by your college for the session 2021-22. Students are directed to choose answer suiting best to their perception. Respond all the questions your answers will be kept confidential.

**1. How much of the syllabus was covered in the class?**

4 – 85 to 100%

3 – 70 to 84%

2– 55 to 69%

1– 30 to 54%

0–Below 30%

**2. How well did the teachers prepare for the classes?**

4 – Thoroughly

3 – Satisfactorily

2– Poorly

1– Indifferently

0– Won't teach at all

**3 How well were the teachers able to communicate?**

4– Always effective

3- Sometimes effective

2 – Just satisfactorily

1– Generally ineffective

0– Very poor communication

**4. The teacher's approach to teaching can best be described as**

4– Excellent

2 – Very good

2 – Good

1– Fair

0– Poor

**5. Fairness of the internal evaluation process by the teachers.**

4– Always fair

3 – Usually fair

2– Sometimes unfair

- 1 – Usually unfair
- 0– Unfair

**6. Was your performance in assignments discussed with you?**

- 4 – Every time
- 3 – Usually
- 2 – Occasionally/Sometimes
- 1 – Rarely
- 0– Never

**7. The institute takes active interest in promoting internship, student exchange, and field visit opportunities for students.**

- 4 – Regularly
- 3 – Often
- 2 – Sometimes
- 1 – Rarely
- 0– Never

**8. The teaching and mentoring process in your institution facilitates you in cognitive, social and emotional growth.**

- 4– Significantly
- 3– Very well
- 2– Moderately
- 1 – Marginally
- 0– Not at all

**9. The institution provides multiple opportunities to learn and grow.**

- 4 – Strongly agree
- 3 – Agree
- 2 – Neutral
- 1 – Disagree
- 0– Strongly disagree

**10. Teachers inform you about your expected competencies, course outcomes and programme outcomes.**

- 4 – Every time
- 3 – Usually
- 2– Occasionally/Sometimes
- 1 – Rarely
- 0– Never

**11. Your mentor does a necessary follow-up with an assigned task to you.**

- 4 – Every time
- 3 – Usually
- 2 – Occasionally/Sometimes
- 1– Rarely
- 0 – I don't have a mentor

**12. The teachers illustrate the concepts through examples and applications.**

- 4 – Every time
- 3 – Usually
- 2 – Occasionally/Sometimes
- 1 – Rarely
- 0 – Never

**13. The teachers identify your strengths and encourage you with providing right level of challenges.**

- 4 – Fully
- 3 – Reasonably
- 2 – Partially
- 1 – Slightly
- 0 – Unable to

**14. Teachers are able to identify your weaknesses and help you to overcome them.**

- 4 – Every time
- 3 – Usually
- 2 – Occasionally/Sometimes
- 1 – Rarely
- 0 – Never

**15. The institution makes effort to engage students in the monitoring, review and continuous quality improvement of the teaching learning process.**

- 4 – Strongly agree
- 3 – Agree
- 2 – Neutral
- 1 – Disagree
- 0 – Strongly disagree

**16. The institute/ teachers use student centric methods, such as experiential learning, participative learning and problem solving methodologies for enhancing learning experiences.**

- 4 – To a great extent
- 3 – Moderate
- 2 – Some what
- 1 – Very little
- 0 – Not at all

**17. Teachers encourage you to participate in extracurricular activities.**

- 4 – Strongly agree
- 3 – Agree
- 2 – Neutral
- 1 – Disagree
- 0 – Strongly disagree

**18. Efforts are made by the institute/ teachers to inculcate soft skills, life skills and employability skills to make you ready for the world of work.**

- 4 – To a great extent
- 3 – Moderate
- 2 – Somewhat

- 1 – Very little
- 0 – Not at all

**19. What percentage of teachers use ICT tools such as LCD projector, Multimedia, etc. while teaching.**

- 4 – Above 90%
- 3 – 70 – 89%
- 2 – 50 – 69%
- 1 – 30 – 49%
- 0 – Below 29%

**20. The overall quality of teaching-learning process in your institute is very good.**

- 4 – Strongly agree
- 3 – Agree
- 2 – Neutral
- 1 – Disagree
- 0 – Strongly disagree

**21. Your at least three suggestions to improve the overall teaching – learning in your institution.**

a)

b)

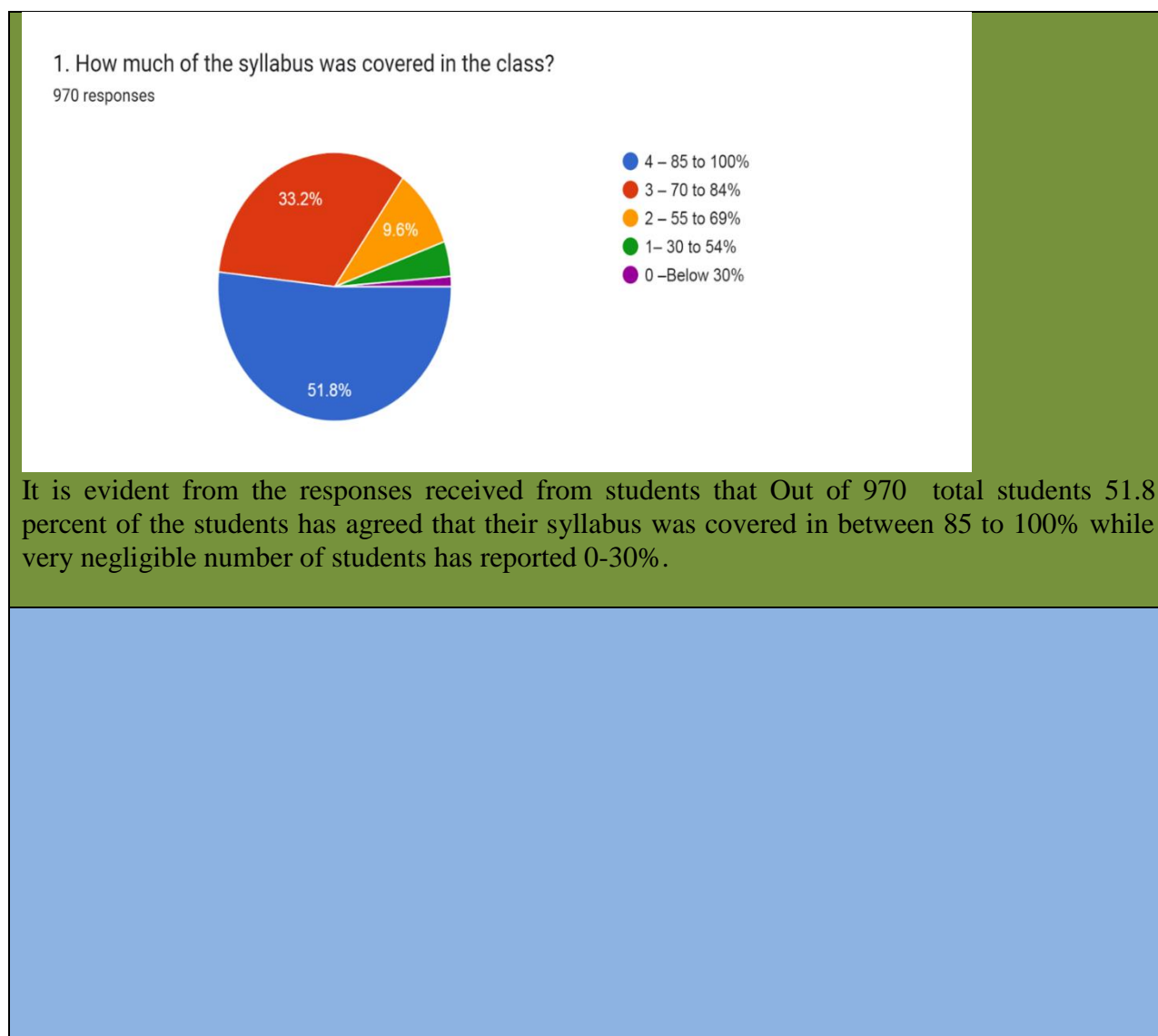
c)

## ANALYSIS AND INTERPRETATION OF DATA OBTAINED FROM COLLEGE STUDENTS

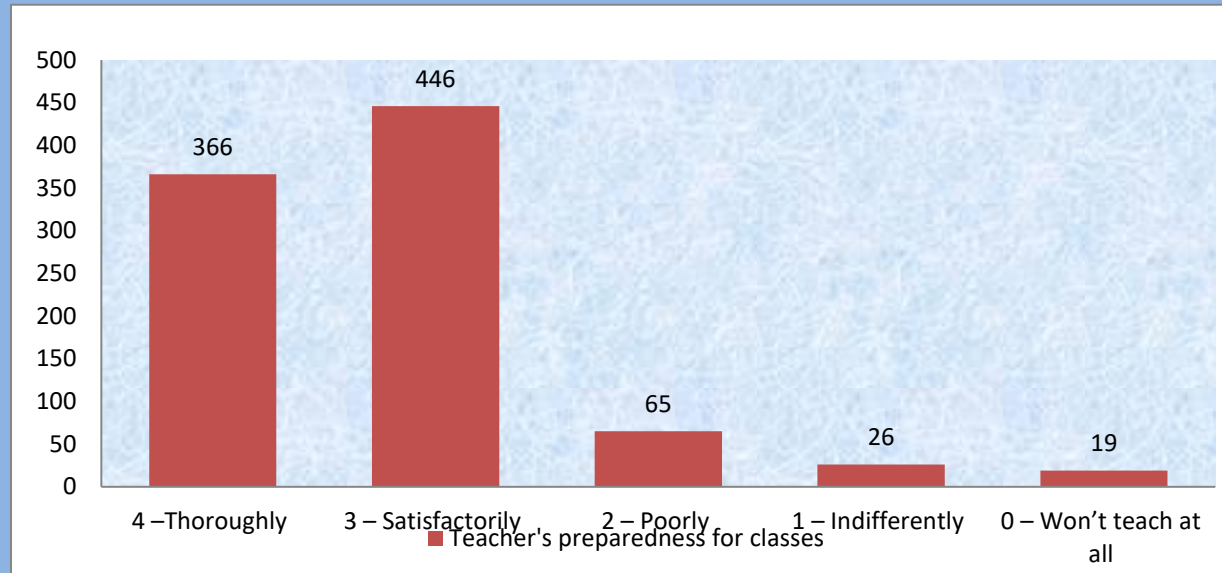
The data collected with the help of google form created by using official mail ID of criterion-2 circulated among the students of all streams all classes for one month to receive sufficient responses. To conduct survey, above mentioned schedule comprises of 21 questions have been used.

To safeguard environment is one of the prominent commitments of the institution, by following this commitment, paper has been avoided and on-line/ google form based survey was conducted. From concept to execution (final report) not a single paper has been used.

After receiving sufficient responses, following analysis and interpretation has been done and finally report prepared for the purpose:



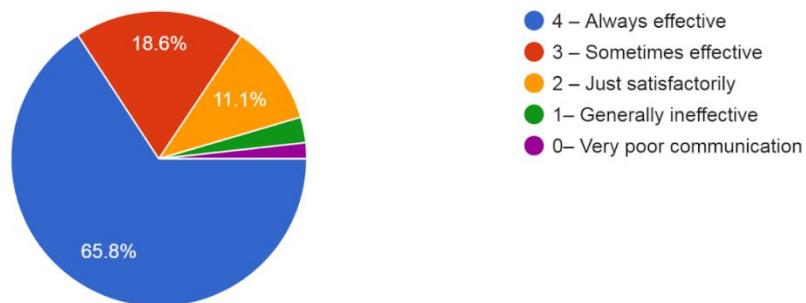
## Q. 2. How well did the teachers prepare for the classes?



366 students are of the opinion that teachers prepare thoroughly for the classes, 446 give satisfactory rating while 65 reported poorly. Very few students reported indifferently.

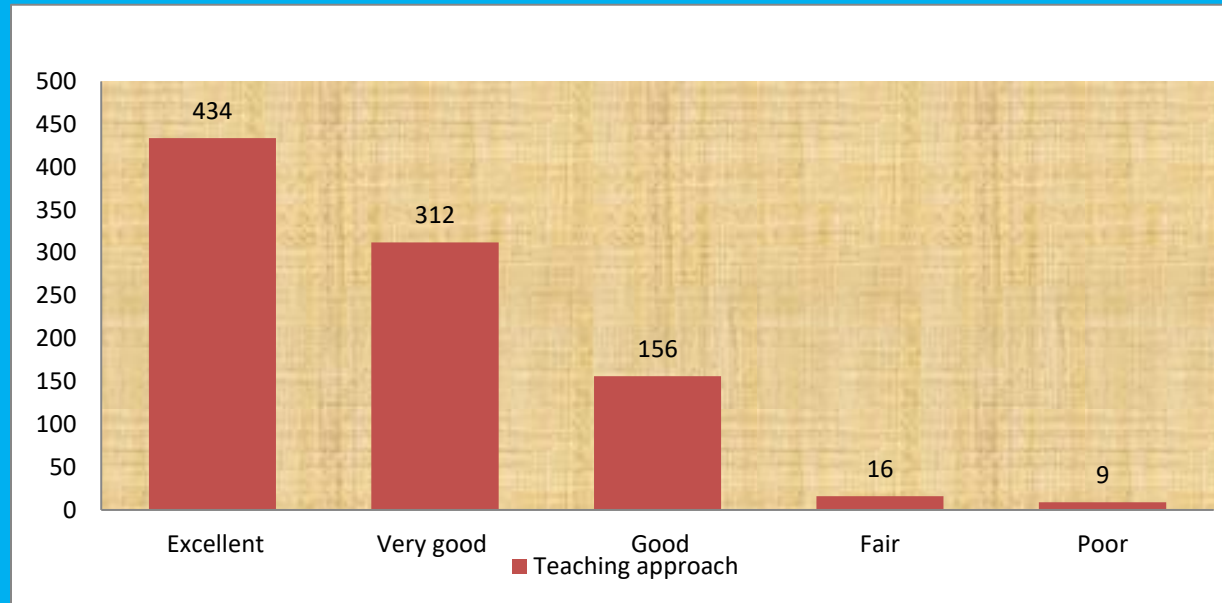
## 3. How well were the teachers able to communicate?

967 responses



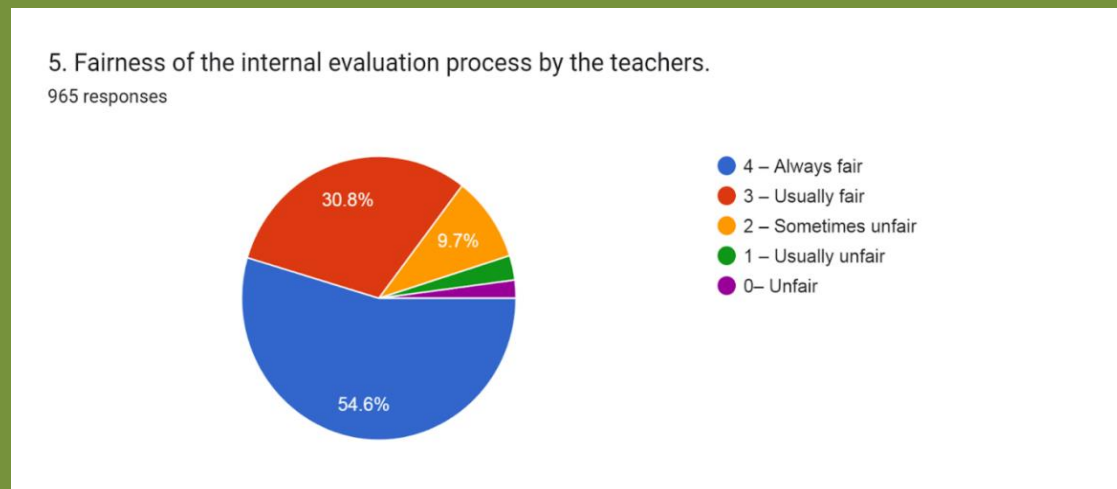
65 % Percent of the students have observed always effective communication while 18.6% and 11.1 % students has reported sometime effective and just satisfactory.

#### Q.4 The teacher's approach to teaching can best be described as



434 students has described teaching approach of the institutional teacher as excellent, 312 has described it as very good and 156 students has reported teacher's approach to teaching as good one. Only 16 students and nine respondents has reported it as fair and poor respectively.

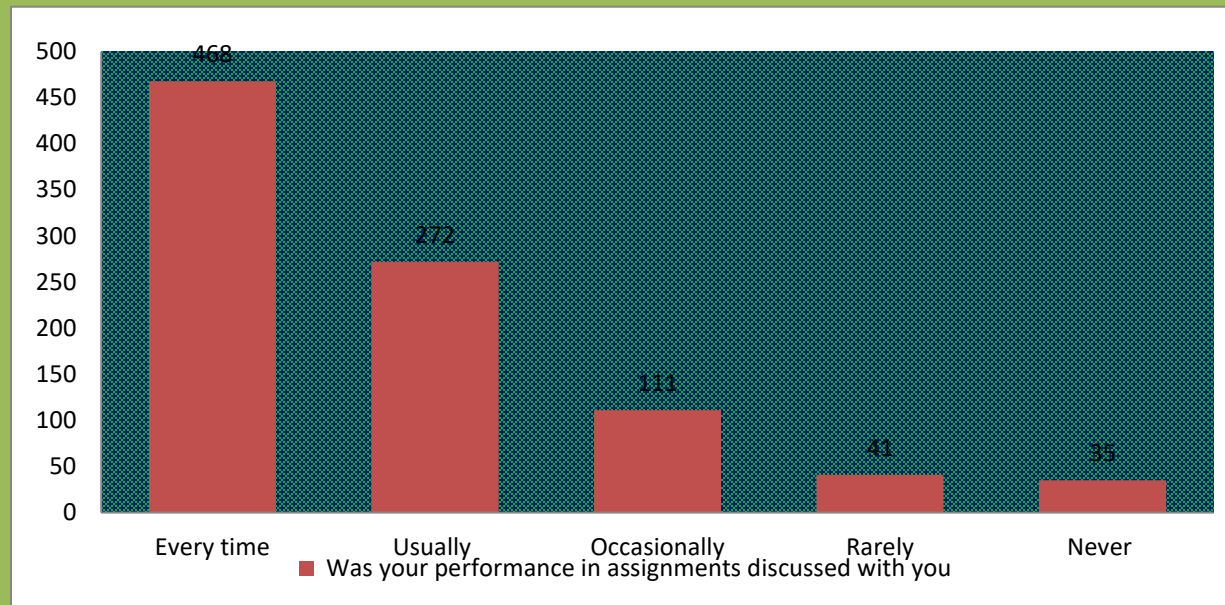
#### Q. Fairness of the Internal Evaluation Process by the Teachers



Out of 965 responses 54.6 percent students assumes that internal evaluation process of the college is always fair, 30.8 percent students perceived usually fair. Only 9.7 percent students feels internal evaluation process some time unfair while very negligible has reported usually unfair and unfair.



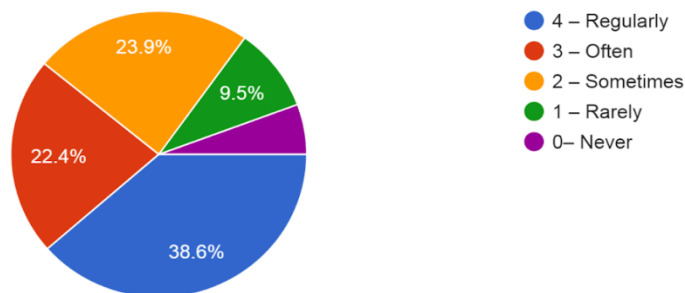
### Q.6 Was your performance in assignments discussed with you?



Most of the college students have reported that their performance in assignments is every time or usually discussed with them.

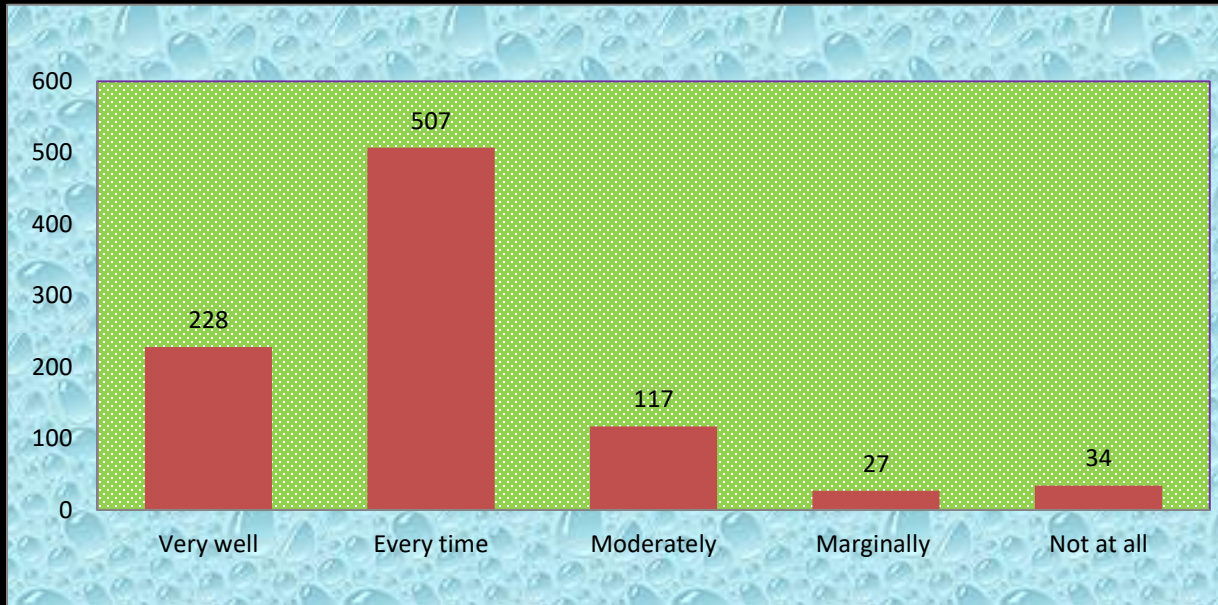
### 7. The institute takes active interest in promoting internship, student exchange, field visit opportunities for students.

952 responses



Average number of students i.e. 38.6% , 22.4%, 23.9% has responded regularly , often and sometimes their college takes active interest in promoting internship, student exchange, field visit opportunities for them respectively.

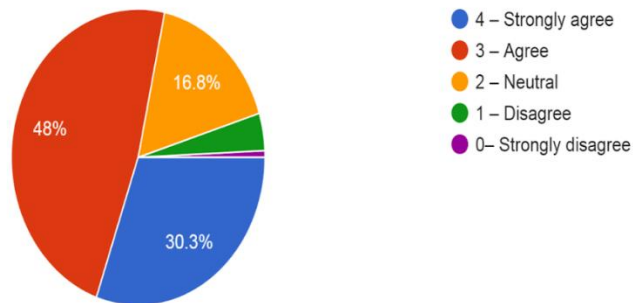
**Q. 8. The teaching and mentoring process in your institution facilitates you in cognitive, social and ~~an~~ growth.**



Major number of students i.e. 507 has agreed that their teaching and mentoring process in college facilitates them in cognitive, social and ~~an~~ growth.

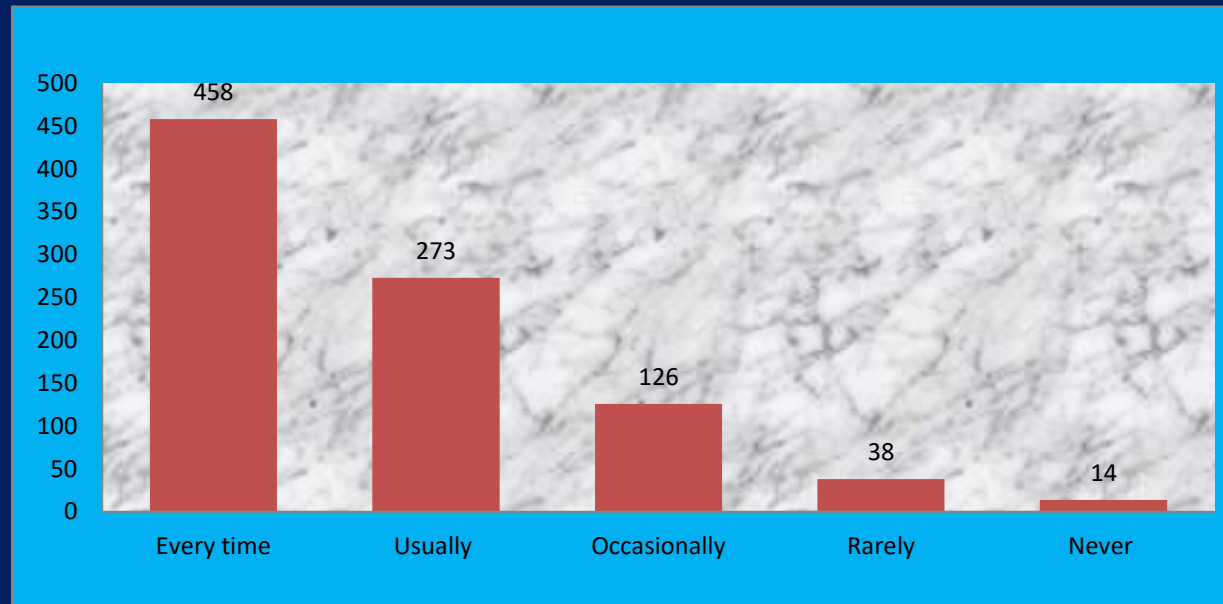
9. The institution provides multiple opportunities to learn and grow.

956 responses



Out of 956 students 78.3 percent students has agreed and strongly agreed that the college provides multiple opportunities to learn and grow. 16.8 percent are neutral in their opinion and very few are disagree and strongly disagree to this statement.

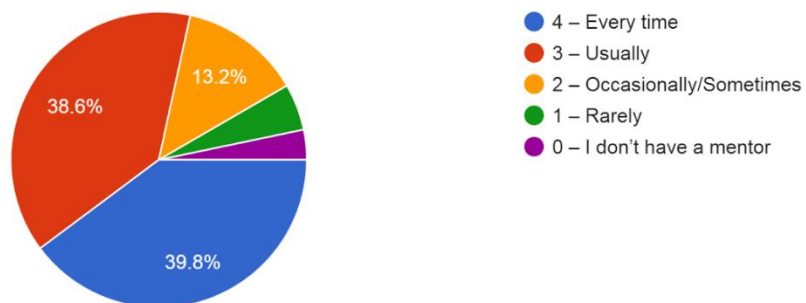
**Q.10 Teachers inform you about your expected competencies, course outcomes and programme outcomes.**



Major number of the students i.e. 458 and 273 students said that Teachers inform them about their expected competencies, course outcomes and programme outcomes, while 126 reported occasionally and very few students has opted rarely and never.

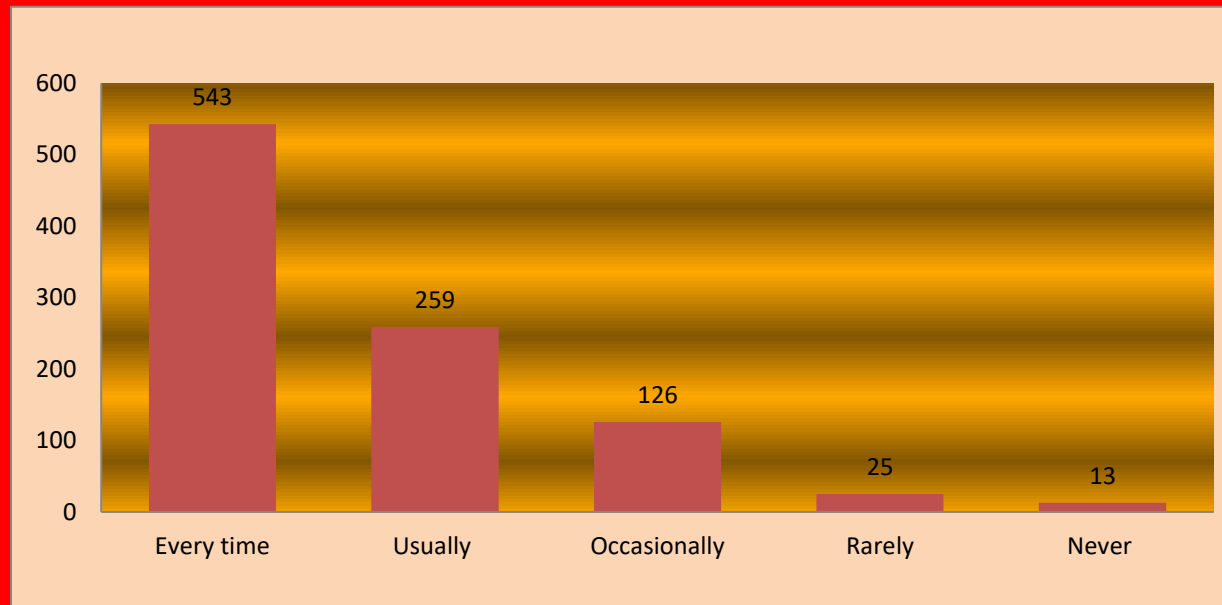
**11. Your mentor does a necessary follow-up with an assigned task to you.**

945 responses



39.8 percent and 38 Percent students perceived that their mentor every time and usually does a necessary follow-up with an assigned task to them.

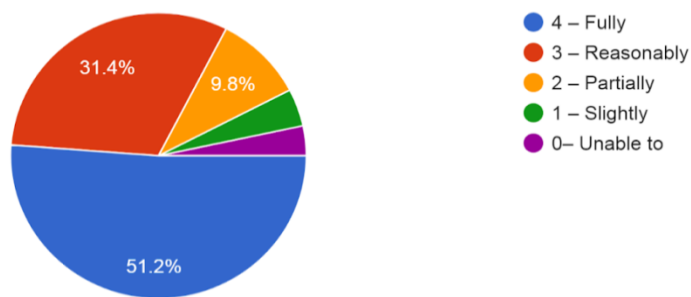
**Q. 12 The teachers illustrate the concepts through examples and applications.**



Out of 966 students has rated teachers illustration very high. 259 students agreed that usually their teachers illustrate the concepts through examples and applications. 126 responded for occasionally and very little number of students is of the opinion that the teachers illustrate the concepts through examples and application in classes rarely.

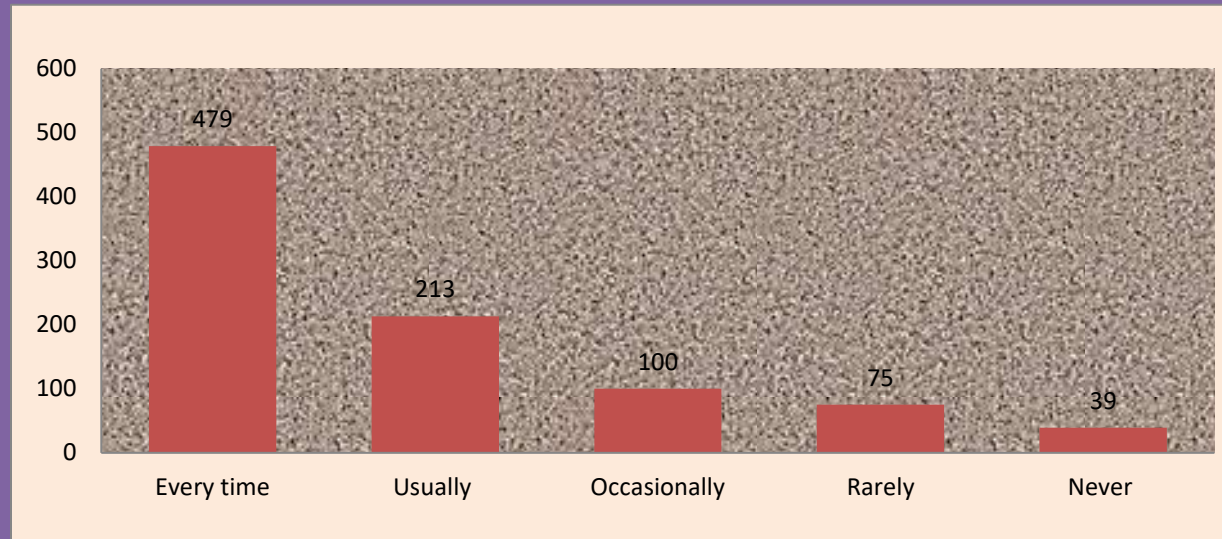
**13. The teachers identify your strengths and encourage you with providing right level of challenges.**

947 responses



Most of the students i.e. 51.2 and 31.4 percent students has perceived that their teachers fully and reasonably identify students strengths and encourage them to face challenges.

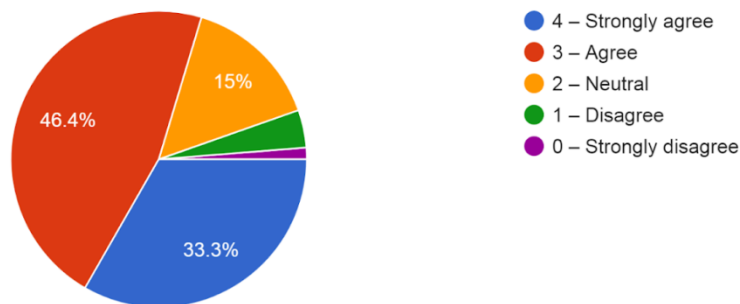
**Q. 14 Teachers are able to identify your weaknesses and help you to overcome them.**



Out of total 906 respondents 213 and 479 students has reported that their teachers identify students weaknesses usually and every time respectively and help them to out.

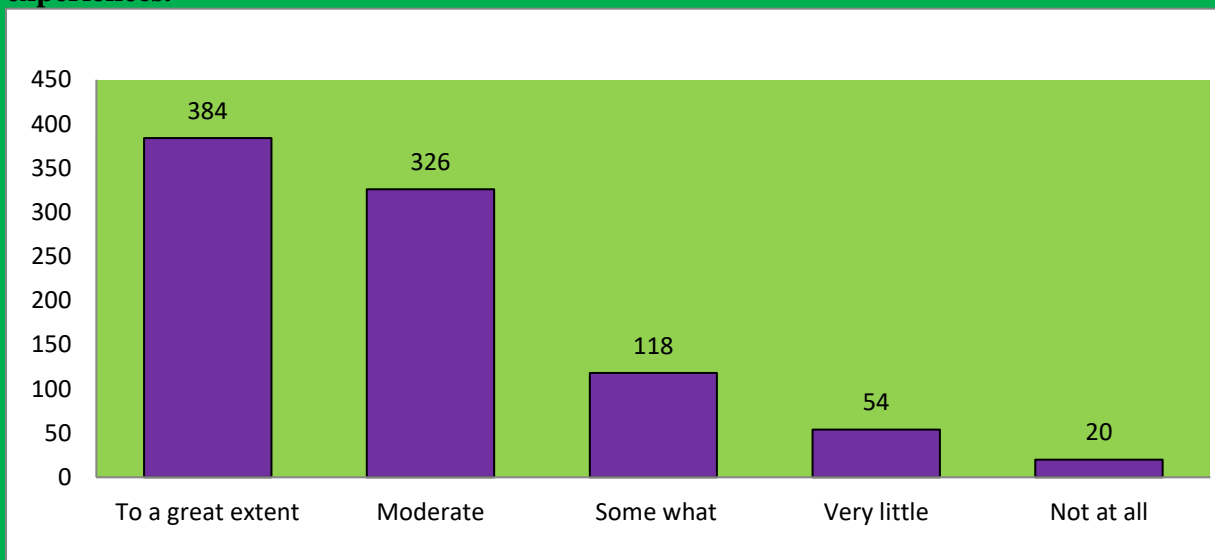
**15. The institution makes effort to engage students in the monitoring, review and continuous quality improvement of the teaching learning process.**

949 responses



79.7 percent students has reported that the college make effort to engage students in the monitoring, review and continuous quality improvement of the teaching learning process. 15 percent students are neutral and very few are disagreeing to this statement.

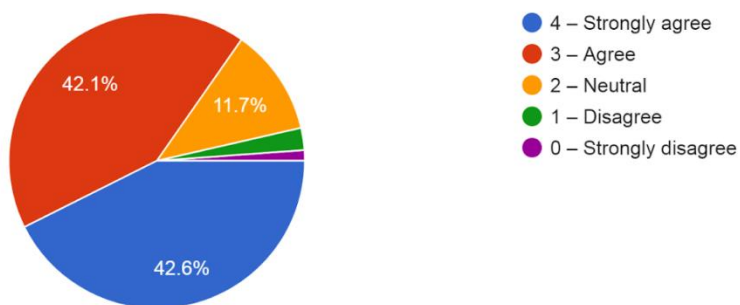
**Q. 16 The institute/ teachers use student centric methods, such as experiential learning, participative learning and problem solving methodologies for enhancing learning experiences.**



384 students has accepted that the college teachers uses centric methods, such as experiential learning, participative learning and problem solving methodologies for enhancing learning experiences to a great extent, 326 students said moderate and only 20 students said no teacher uses such methods.

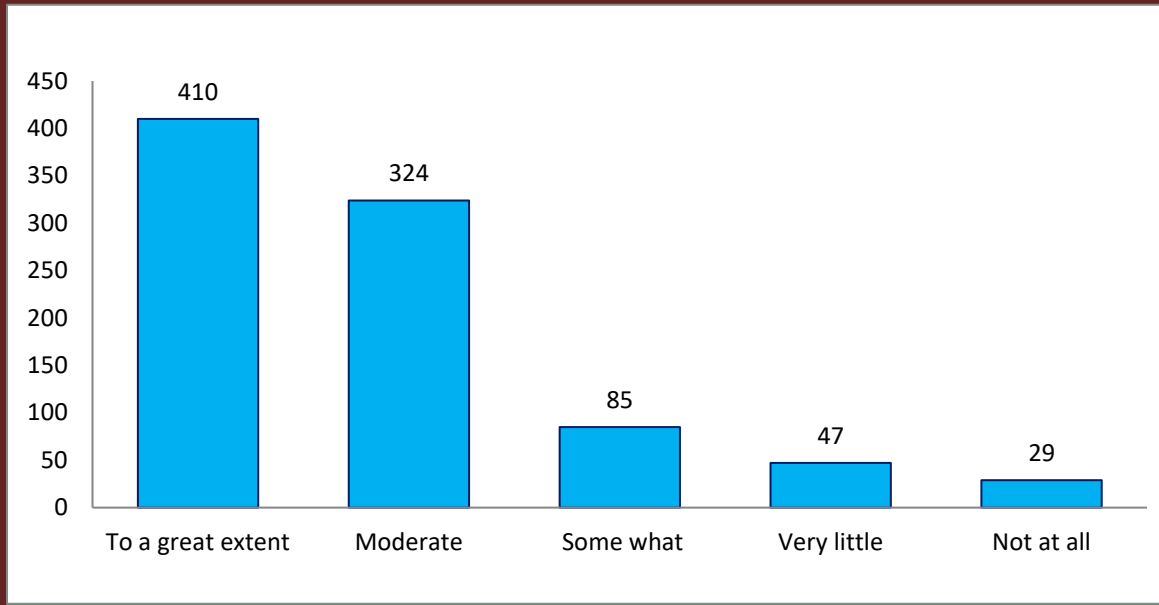
17. Teachers encourage you to participate in extracurricular activities.

948 responses



More than 84 percent students said that their teachers encourage them to participate in extracurricular activities. Very few number of students are against this statement while 11.7 percent students are neutral in this case.

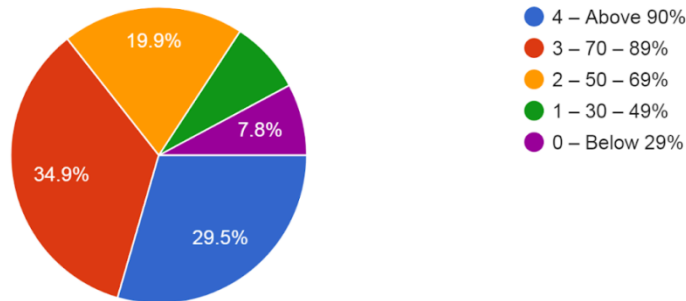
**Q. 18 Efforts are made by the institute/ teachers to inculcate soft skills, life skills and employability skills to make you ready for the world of work.**



A very large number of students i.e., 430 have responded that Efforts are made by the college and teachers to a great extent, while 324 have responded moderate level efforts to inculcate soft skills, life skills and employability skills among the students. Only 47 students have observed very little and 29 have observed no efforts from teacher/college side at all.

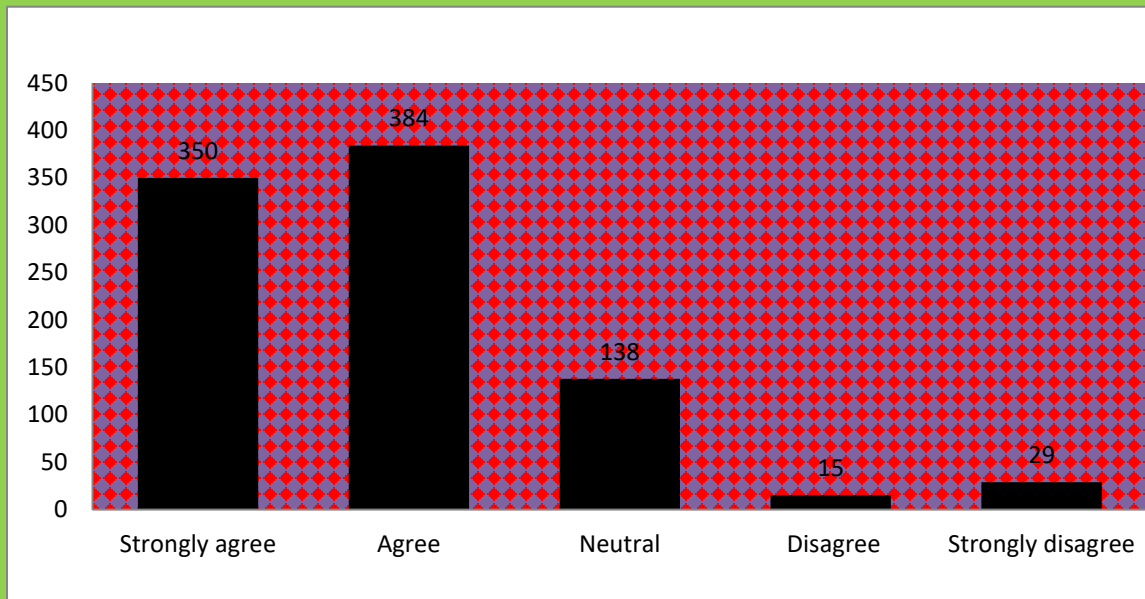
**19. What percentage of teachers use ICT tools such as LCD projector, Multimedia, etc. while teaching.**

946 responses



29.5 percent students observed that above 90 % teachers while 34.9 % students observed 70-89 percent teachers uses ICT tools such as LCD Projector, Multimedia etc. during teaching. While 7.8 and 7.9 % students are of the opinion that very less teachers (below 29 % & 30-49% respectively) uses ICT Tools while teaching.

**Q.20 The overall quality of teaching-learning process in your institute is very good.**



It is evident from the above figure that 734 students are of the opinion that overall quality of teaching-learning process in the college is very good.

**Findings:**

On the basis of above data, following findings can be drawn:

- 1) The feedback presents the strongest aspect relating to the teachers and the teaching of the course. As per the opinion of students maximum of the syllabus was covered during the session. 366 students are of the opinion that teachers prepare thoroughly for the classes, 446 give satisfactory rating while 65 reported poorly. Very few students reported indifferently. 65 % Percent of the students have rated teachers communication 'always effective'.
- 2) 434 students has described teaching approach of the institutional teacher as excellent, 312 has described it as very good and 156 students has reported teacher's approach to teaching as good one. Only 16 students and nine respondents has reported it as fair and poor respectively.
- 3) The feedback of the students also depicted that along with Teaching of the course the Assessment of the course was also encouraging. Out of 965 responses 54.6 percent students assumes that internal evaluation process of the college is always fair, 30.8 percent students perceived usually fair . Only 9.7 percent students feels internal evaluation process some time unfair while very negligible has reported usually unfair and unfair. Most of the college students 740 out of 927 have reported that their performance in assignments is every time or usually discussed with them. After the compilation and analysis of data it reveals that the



students do acknowledge the efforts of the teachers and showed through the feedback that Teaching-Learning and evaluation was done as per the requirements of the students.

- 4) Most of students reported that the college takes active interest in promoting internship, student exchange, field visit opportunities for college students regularly, often and sometimes (38.6%, 22.4%, 23.9% respectively). 79.7 percent students has reported that the college make effort to engage students in the monitoring, review and continuous quality improvement of the teaching learning process.
- 5) Out of 956 students 78.3 percent students has agreed and strongly agreed that the college provides multiple opportunities to learn and grow.
- 6) Large number of students i.e. 507 has agreed that their teaching and mentoring process in college facilitates them in cognitive, social and emotional growth.
- 7) A very large number of students i.e., 430 have replied that efforts are made by the college and teacher to a great extent, while 324 have observed moderate level efforts to inculcate soft skills, life skills and employability ~~is~~ among the college students.
- 8) 384 students has accepted that the college teachers uses student centric methods, such as experiential learning, participative learning and problem solving methodologies for enhancing learning experiences to a great extent, 326 students said moderate and only 20 students said no teacher uses such methods. It clearly means that the institutional teachers use such methods very often.
- 9) 29.5 percent students observed that above 90 % teachers of the college while 34.9 % students observed 70-89 percent teachers uses ICT tools such as LCD Projector, Multimedia etc. during teaching. The reason for this is efforts and action taken by the IQAC to make all the classroom well equipped. While 7.8 and 7.9 % students are of the opinion that very less teachers (below 29 % & 30-49% respectively) uses ICT Tools while teaching.

### **Suggestions:**

The feedback although favorable in all parameters shows that there is scope for improvement in each of the parameter. Number of smart classrooms must be increased. There is a need to organize extracurricular activities, field trips, excursions etc. Teachers need to make more and more use of ICT tools during teaching learning process. A follow-up of assigned task by mentor need to be strengthen.



**Coordinator**  
IQAC  
Govt. College Chamba  
Himachal Pradesh-  
176314



**Principal**  
Govt. College Chamba  
District Chamba (H.P.)